


	Delivery and packa- ging specifications	
FN 0100		Seite 1 von 18

Contents

0.	SCOPE	2
1.	GENERAL INFORMATION	2
2.	ARTICLE MASTER DATA	2
3.	DELIVERY	3
3.1	TIME WINDOW BOOKING	3
3.2	ELECTRONIC DATA EXCHANGE	4
4.	PACKAGING	5
4.1	PALLET STRUCTURE	5
4.2	CABLE COILS	6
4.2.1	COIL ARRANGEMENT ON PALLETS	7
4.2.2	PALLET PACKAGING	8
4.2.3	LABELLING OF PACKAGED PALLETS	8
4.3	CABLE DRUMS	9
4.3.1	DRUM SPECIFICATIONS	9
4.3.2	DRUM LABELLING	11
4.3.3	DRUM ARRANGEMENT ON PALLETS	12
4.3.4	LABELLING OF PACKED PALLETS	12
4.4	CARTON GOODS	12
4.5	BARREL GOODS	12
5.	DELIVERY VEHICLES	13
5.1	GENERAL INFORMATION	13
5.2	LOADING WITH DRUMS	13
5.3	LOADING OF CONTAINERS	14
6.	CO-APPLICABLE DOCUMENTS	14
7.	LIST OF CHANGES	15

Version	Date	Author	
2019-04	18.04.2019	J. Dreger	Replaces Edition 2011-10

	Delivery and packaging specifications	
FN 0100		Seite 2 von 18


0. SCOPE

This Faber standard applies to the delivery of cables and wires to Klaus Faber AG or at its behest to the delivery addresses named by it. It regulates the notification of deliveries, the packaging and labelling of the goods, and the requirements for loading and the securing of loads for transport.

1. GENERAL INFORMATION

The delivery and packaging specifications in hand define the minimum standards for goods deliveries and are aimed at handling incoming goods volumes quickly and smoothly. In addition, these guidelines are also the basis for the qualitative and timely processing of our customers' orders.

FABER principally follows common and international norms and standards. To cater to the various systems of our suppliers, we allow for a minimal level of bilateral coordination.

FABER has defined mandatory criteria that are marked with the  symbol. Non-compliance with them may either lead to a reduction of the delivered quantities or invoicing of extra expenses incurred.

2. ARTICLE MASTER DATA

Article master data as per ETIM classification need to be provided and updated for all deliverable articles. Master data are preferably exchanged in the electronic exchange format BMECat. We will also accept Excel tables in individual cases.

The exchange of master data is coordinated between the supplier's relevant department and the FABER master data management.

More information on this is available at:

<http://www.etim.de/datenmodell/downloads/> FABER currently uses version 6

<https://www.bme.de/initiativen/bmecat/download/> FABER currently uses BMECat 2005

Version	Date	Author	
2019-04	18.04.2019	J. Dreger	Replaces Edition 2011-10

	Delivery and packing specifications	
FN 0100		Seite 3 von 18

3. DELIVERY

3.1 TIME WINDOW BOOKING

FABER uses a time window management to control the goods receipt capacities. Several deliveries are booked within a time window.

Rules:

- ⚠ Time window requests are e-mailed to avisa@faberkabel.de. For precise planning, we require the delivery note number and information on the article, quantity and number of packages.
- ⚠ The allocated time window is confirmed by e-mail. The stated reference number needs to be shown at the time of delivery.
- ⚠ No unloading without announcement.
- Deliveries of up to 4 pallets maximum do not require a time window.
- Deliveries with standing drums or more than 4 pallets require the delivering hauliers to request a free time window in Saarbrücken at least 5 workdays in advance. We will plan time windows referring to the use of capacity. There is no right to fix a time window within these 5 workdays.

Version	Date	Author	
2019-04	18.04.2019	J. Dreger	Replaces Edition 2011-10

	Delivery and packaging specifications	
FN 0100		Seite 4 von 18

3.2 ELECTRONIC DATA EXCHANGE

Data are exchanged by electronic means to support the implementation of efficient business processes. The EDI standards are coordinated between the IT departments of the supplier and FABER.

To simplify the goods receipt process, FABER expects the following requirements to be met:

- ⚠ The supplier makes all article master data available (electronically).
- Orders: FABER sends orders in an electronic format.
- Order confirmation: The supplier sends order confirmations electronically on its part.
- Shipping notification: Goods deliveries need to be announced beforehand electronically. Incoming goods will be checked against the sent data. If the data are incorrect, the goods will not be accepted.
- Invoice: The invoice data are sent to FABER electronically upon the report of receipt.

Suppliers working without EDP will cause considerable outlays in the subsequent processes. In these cases we reserve the right to charge the supplier a flat fee. Alternatively, a web portal can be used to convert the manually entered data into an electronic format that is readable for FABER.

Version	Date	Author	
2019-04	18.04.2019	J. Dreger	Replaces Edition 2011-10

	Delivery and packaging specifications	
FN 0100		Seite 5 von 18

4. PACKAGING

The packaging of supplied goods needs to ensure their protection from mechanical damage and harmful environmental factors in their transport and storage.

4.1 PALLET STRUCTURE

"EURO-pallets" as per UIC code 435-2 (see figure 1 for dimensions) need to be used. Disposable pallets with the corresponding dimensions and a suitable stability are permitted as an alternative. The pallets need to be stable, resistant to the environmental factors experienced in transport and storage, and suitable for high-bay storage (pallet support = two-point support).

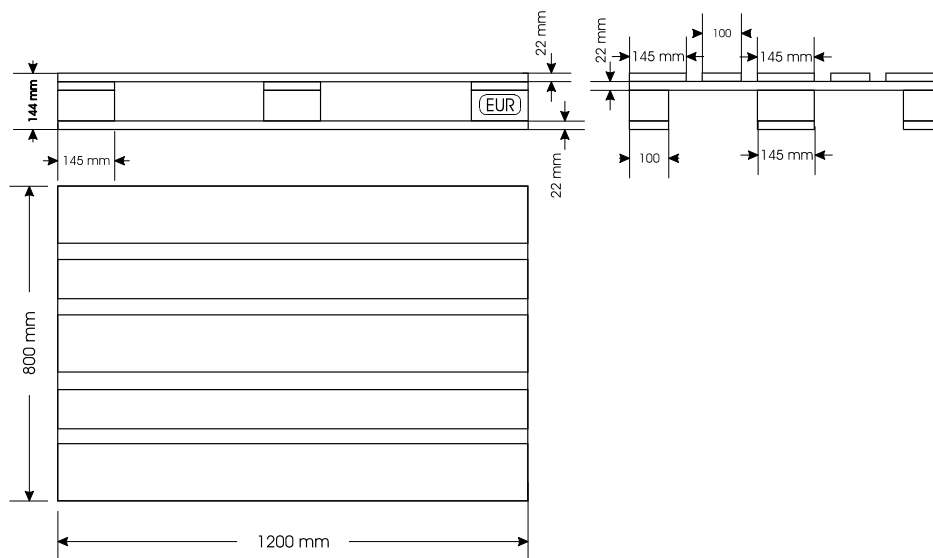



Fig. 1. Structure and dimensions of a EURO-pallet


Version	Date	Author	
2019-04	18.04.2019	J. Dreger	Replaces Edition 2011-10

	Delivery and packing specifications	
FN 0100		Seite 6 von 18

4.2 CABLE COILS

- ⚠ Coils need to be shrink- or film-wrapped.
- ⚠ Coils must be tightly packaged.
- ⚠ Coils must be equipped with labels that are attached underneath the film or on top of it. The labels need to include the following information:
 - Article (number and product name)
 - Cross-section
 - GTIN
 - Length in meters
 - Weight
 - Standard (VDE, UL)
 - CE-mark if the cable comes under the specifications of European Union Regulation 23/73/EEC or Directive 2006/95/EC (low-voltage directive).
 - GTIN barcode
- ⚠ Articles coming under the specifications of the Construction Products Regulation need to include additional information on their labels:
 - Manufacturer name
 - CPR classification
 - DOP no.
- ⚠ Articles manufactured in keeping with UL (Underwriters Laboratories) requirements need to feature the following information on their labels in an additional section:
 - Name, brand name or file no.
 - Cable type
 - AWG size
 - Insulation wall thickness
 - Nominal voltage
 - Temperature range

Version	Date	Author	
2019-04	18.04.2019	J. Dreger	Replaces Edition 2011-10

	Delivery and packing specifications	
FN 0100		Seite 7 von 18




Art. no. 035165	Article SVCPI 462121,5 OR	Quant. 50 m	
GTIN 4035996000020	Format coil	Packaging no. 1 coil	
Gross weight 11 Kg	Net weight 11 Kg	No. o. items 1	
 0051 Eca DoP xxx001	Sample GmbH Samplestr. 1 12345	DIN EN 50575: 2015 / 11219007	
file-no: E500507 style: 20234 AWG size: 10 + 18 + 16 insul.: PP 16MILS, PP 14MILS, PP 14MILS sheath.: TPU 60MILS		volt.: 600 V temp.: 150 °C	
 (02)04035996000020(11)160824(10)CH_164804			

Fig. 2. Sample goods label for coiled goods (as per UL, incl. CPR information)


4.2.1 COIL ARRANGEMENT ON PALLETS

The top of the pallet rack needs to be equipped with a layer of cardboard that covers it entirely. The arrangement of the coils on the pallets needs to ensure the greatest possible package density, but coils are not permitted to protrude at the sides. Different articles must not be combined on a single pallet. The measurements of the packed pallet (incl. pallet rack) must not exceed the following values:

- Height: 120 cm
- ⚠ Width: 80 cm
- ⚠ Length: 120 cm
- ⚠ Weight: 1,000 Kg

The selected weight needs to ensure that the goods can be secured by stretch-wrapping and will not slip out of place in transport.

Version	Date	Author	
2019-04	18.04.2019	J. Dreger	Replaces Edition 2011-10

	Delivery and packaging specifications	
FN 0100		Seite 8 von 18

4.2.2 PALLET PACKAGING

Packed pallets must be wrapped in stretch film in keeping with the following requirements:

- The pallet rack also needs to be included in the wrapping to prevent the goods from slipping out of place in transport and storage.
- The pallet film must not stick to or fuse with the coil film.

4.2.3 LABELLING OF PACKAGED PALLETS

A pallet label with the following information needs to be clearly visibly attached on 2 sides in the lower third:

Based on the GS1 transport label

- ⚠ Sender and receiver
- ⚠ GTIN
(in plain text and as barcode)
- ⚠ Article (number and product name)
- ⚠ Quantity
- ⚠ Weight
- ⚠ SSCC
(in plain text and as barcode)
- Pallet no.
- Format
- Number of units
- CPR information (as required)
- UL information (as required)

Shipper: Sample GmbH Samplestr. 1 12345		Receiver: Klaus Faber AG Gärtnerstr. 1 74597	
SSCC 3 40 12345 123456789 5		delivery note 123875	
Art. no. 123456	Article NHXMH-J 3X2,5 gr	Quant. 500m	Weight 580 Kg
GTIN 4035996000020	Format drum	Packaging no. PAL123456789	
 0051 Eca DoP xxx001		Sample GmbH Samplestr. 1 12345 Sampletown	DIN EN 50575: 2015 / 11219007
 (02)04035996000020(11)160824(10)CH_164804			
SSCC  (00)340359960611352595			

Fig. 3. Sample GS1 transport label

Version	Date	Author	
2019-04	18.04.2019	J. Dreger	Replaces Edition 2011-10

4.3 CABLE DRUMS

4.3.1 DRUM SPECIFICATIONS

The dimensions of drums measuring up to 800 mm and intended for pallet delivery need to ensure compliance with the overall dimensions as per 4.3.3.


- The drums need to be stable and also retain their load-carrying capacity if exposed to weather conditions for longer periods of time. The drum model needs to be weatherproof in keeping with the cable type's usage conditions. Drums must not be made from press-board or similar materials.
- The core hole opening of the drums needs to measure 52 mm as a minimum and should not exceed the dimensions of the 3 categories shown in figure 4.

Flange [mm]	Cat. 1		Cat. 2		Cat. 3	
	Core	Width overall	Core	Width overall	Core	Width overall
350	200	150				
400	150	404	150	450		
500	150	404	150	450		
600	200	396	250	400	300	420
700	355	400	355	460	355	520
800	400	400	400	460	400	520
900	450	475	450	620	450	690
1000	450	640	500	640	500	710
1200	630	600	630	800	630	890
1400	700	840	700	865	710	890
1500	800	840	800	870	900	1100
1600	800	975	800	1030	800	1100
1800	650	1090	1000	1030	1000	1100
2000	1200	1055	1200	1090	1250	1350
2200	1200	1255	1250	1370	1400	1450
2400	1400	1400	1400	1450		
2500	1400	1450	1600	1450		
2800	1800	1600	1800	1635		

Fig. 4. Drum categories and dimensions

- ⚠ In keeping with VDE 0298, the drums must only be wound until the distance between the top layer and edge of the flange amounts to 2 cable diameters, but 50 mm as a minimum (30 mm minimum up to 800 mm flange size).


Version	Date	Author	
2019-04	18.04.2019	J. Dreger	Replaces Edition 2011-10

	Delivery and packing specifications	
FN 0100		Seite 10 von 18

- Solid wood drums should have undergone treatment as per IPPC standard ISPN No. 15. Their dimensions should comply with DIN 46 391, parts 1 to 4, or the values in figure 4. Drums measuring up to 280 cm may be used, and the total gross weight of a wound drum must not exceed 8.5 tons as a rule. Exceptions need to be coordinated with the purchasing department.
- ⚠ All cables must be equipped with watertight end caps.
- ⚠ All non-black cable types must be wrapped in UV-resistant PE film if delivered on drums. The wrapping needs to include the drum flange to prevent it from slipping off.
- The wooden drum core needs to be wrapped in paper or film to effectively prevent imprints of the core wood on the inner cable layers.
- NSSHÖU (yellow hose line) needs to be protected from discolouration with a plastic plate at the inner flange!
- The attachment of the cable ends to the drum must not damage the cable or end cap (e.g. by nails).
- Cable drums must not be fully planked unless the order specifically requires this.

FABER reserves the right to charge 100 euros for every incorrectly packaged drum.



Version	Date	Author	
2019-04	18.04.2019	J. Dreger	Replaces Edition 2011-10

	Delivery and packa- ging specifications	
FN 0100		Seite 11 von 18

4.3.2 DRUM LABELLING

A weatherproof drum label each needs to be attached to the outside and inside of the drum flange. The label needs to include the following information as a minimum: (based on the GS1 standard)

- ⚠ Article (number and product name)
- ⚠ Quantity
- ⚠ Standard (VDE, UL)
- ⚠ GTIN
- ⚠ Format
- ⚠ Drum number
- ⚠ Weight (gross, net)
- ⚠ GTIN barcode

Art. no. 123456	Article NHXMH-J 3X2,5 mm ² gr	Quantity 500 m	◁VDE▷ DIN VDE 250
GTIN 4035996000020	Format Drum	Packaging no. 06BD1568794	
Gross weight 123 Kg	Net weight 119 Kg	No. o. items 1	Size 60 cm
 0051 Eca DoP xxx001	Sample GmbH Samplestr. 1 12345 Sampletown	DIN EN 50575: 2015 / 11219007	
 (02)04035996000020(11)160824(10)CH_164804			

Articles subject to the requirements of the Construction Products Regulation need to feature the following additional information:


- ⚠ Manufacturer name
- ⚠ CPR classification
- ⚠ DOP no.

Fig. 5. Sample label for goods delivered on drums

- ⚠ Articles manufactured in keeping with UL (Underwriters Laboratories) requirements need to feature the following information on their labels in an additional section:
 - Name, brand name or file no. of the distributor
 - Cable type
 - AWG size
 - Insulating wall thickness
 - Nominal voltage
 - Temperature range

⚠ Besides the aforementioned drum label, wooden drums **must** also feature a drum number, either printed on, burnt-in, milled in or on a label. Each drum number must only be assigned once. It needs to be provided on both outer sides of the flanges and conform with the number on the delivery documents.

Version	Date	Author	
2019-04	18.04.2019	J. Dreger	Replaces Edition 2011-10

	Delivery and packing specifications	
FN 0100		Seite 12 von 18

4.3.3 DRUM ARRANGEMENT ON PALLETS

Drums can be arranged on pallets standing upright or prone. An "overbuilding" of pallets is to be strictly avoided. There is a need to ensure that the drum flanges cannot damage the cable.

We prefer pallets where pallet and drums are tied together with PET-tape. The completely packed pallets can also be shrink- or stretch-wrapped. To avoid garbage, please use as less packaging material as possible.

The dimensions of packed pallets (including pallet rack) must not exceed the following values:

- Height: 120 cm
- ⚠ Width: 80 cm
- ⚠ Length: 120 cm
- ⚠ Weight: 1,000 Kg

4.3.4 LABELLING OF PACKED PALLETS

The individual drums on a pallet need to be labelled as per section 4.3.2.

A collective label on the packed pallet should show all drum numbers and their lengths in addition to this.

4.4 CARTON GOODS


Cartons need to be stable and feature a goods label.

Delivery is on pallets, with no exceedance of the permitted pallet dimensions as per section 4.2.1 allowed. The labelling of the pallets needs to meet the requirements detailed in section 4.2.3.

4.5 BARREL GOODS

Barrels need to have handles or grip recesses. Delivery is on pallets, with no exceedance of the permitted pallet dimensions as per section 4.2.1 allowed.

Version	Date	Author	
2019-04	18.04.2019	J. Dreger	Replaces Edition 2011-10

	Delivery and packing specifications	
FN 0100		Seite 13 von 18

5. DELIVERY VEHICLES

5.1 GENERAL INFORMATION

The truck loading needs to ensure that damage to the goods is excluded in their transport and unloading. A fast unloading of the goods needs to be ensured. This includes that:


- the height of the loading sill should equal the ramp height at the warehouses (Fichtenau 1.35 m, Hedemünden 1.30 m)
- unloading the trucks from the side must be possible as a matter of principle if standing drums are delivered.
- Collective transport deliveries need to ensure that the goods intended for FABER can be unloaded without other goods needing to be unloaded first; FABER will refuse acceptance if this is not the case.
- Containers must only be used upon coordination with the purchasing department. The requirements of section 5.3 need to be met in the process.

5.2 LOADING WITH DRUMS

The loading of delivery vehicles needs to comply with VDI guideline 2700, "Load securing on road vehicles", section 7, "Cable drums" unless in conflict with the FABER standard in hand.

- Cable drums from 160 cm in size need to be loaded standing with the flange in parallel to the vehicle wall.
- Loads need to be secured in keeping with attachment 1.

Version	Date	Author	
2019-04	18.04.2019	J. Dreger	Replaces Edition 2011-10

	Delivery and packing specifications	
FN 0100		Seite 14 von 18

5.3 LOADING OF CONTAINERS

- Cable drums from a weight of 1.5 t per drum need to be loaded standing with the flange in parallel to the driving direction.
- Cable drums from 160 cm in flange diameter size need to be loaded standing with the flange in parallel to the ship's side.
- Standing drums need to be loaded onto 160 x 160 mm square timbers (VDI 2700) in a manner ensuring that the flange is not in contact with the loading platform. The square wooden beams need to be nailed to the floor.
- To prevent lateral dislocation of the drums, solid boards need to be nailed to the square wooden beams next to the flanges.
- Drums must be secured with belts as per attachment 1. If belts pass through the drum core, an edge protection needs to be attached to prevent them from chafing through in transport.
- A minimum distance of 40 cm needs to be observed between standing drums and the side wall on both sides.

6. CO-APPLICABLE DOCUMENTS

- VDE 0298 T.1 "Use of cables and insulated wires"
- VDI 2700 "Load securing on road vehicles"
- UIC code, fact sheet 435-2 ("EURO pallet")

Version	Date	Author	
2019-04	18.04.2019	J. Dreger	Replaces Edition 2011-10

	Delivery and packaging specifications	
FN 0100		Seite 15 von 18

7. LIST OF CHANGES

Date	Version	Notice
18.04.2019	2	complete new release

Version	Date	Author	
2019-04	18.04.2019	J. Dreger	Replaces Edition 2011-10

	Delivery and packing specifications	
FN 0100		Seite 16 von 18

Correct loading examples



Version	Date	Author	
2019-04	18.04.2019	J. Dreger	Replaces Edition 2011-10

	Delivery and packing specifications	
FN 0100		Seite 17 von 18

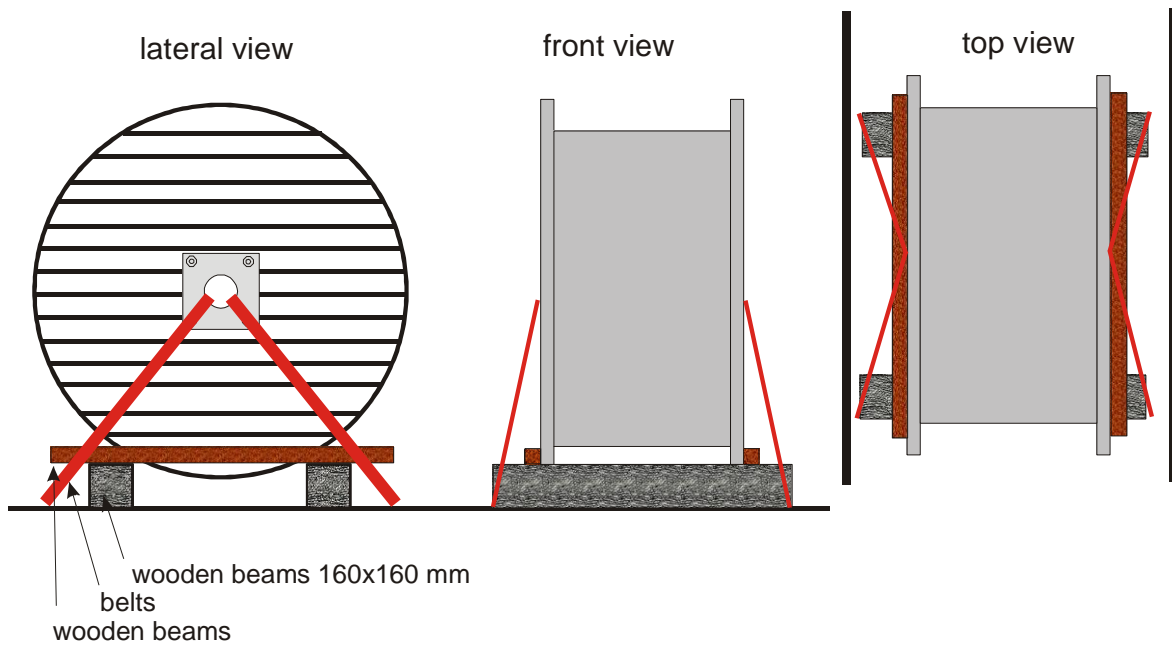


Version	Date	Author	
2019-04	18.04.2019	J. Dreger	Replaces Edition 2011-10

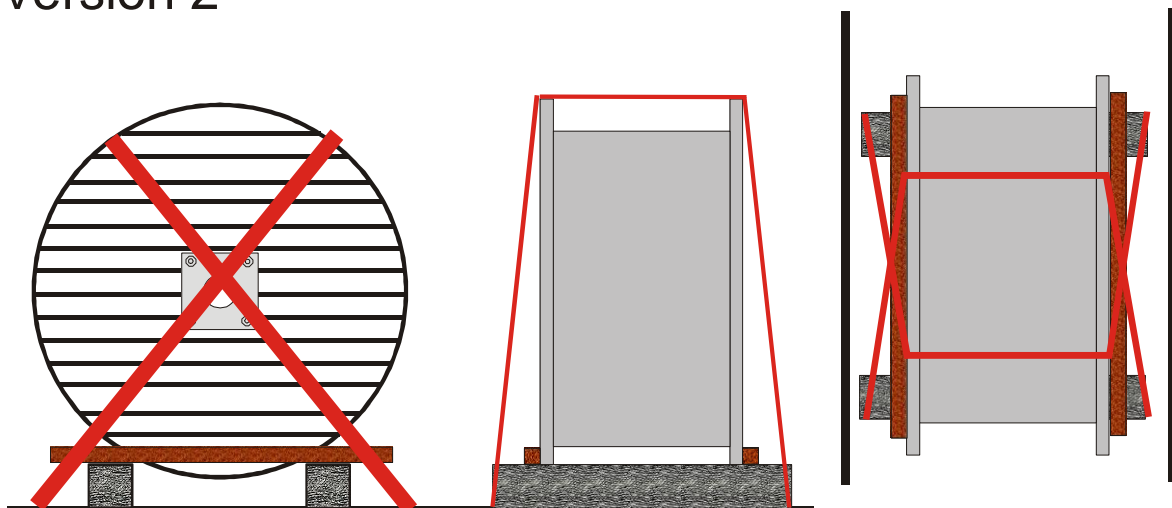
	Delivery and packing specifications	
FN 0100		Seite 18 von 18

Attachment 1 Load securing

Version 1



Version 2



Version	Date	Author	
2019-04	18.04.2019	J. Dreger	Replaces Edition 2011-10